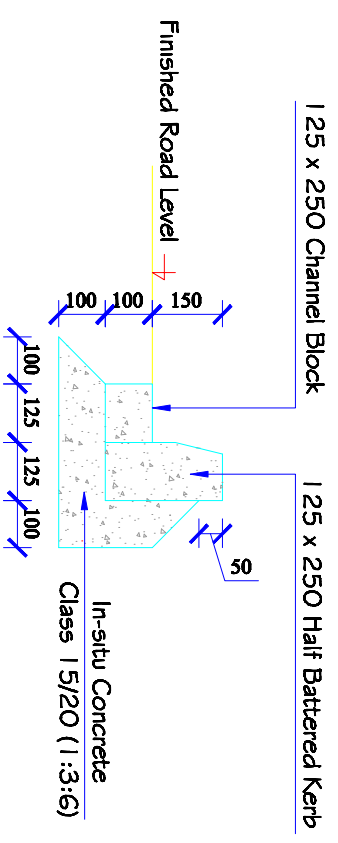
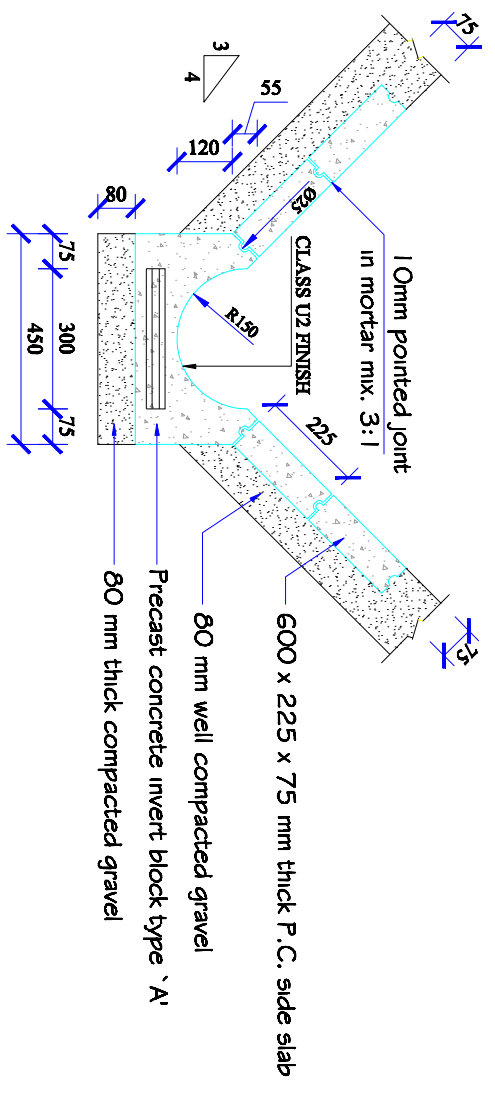


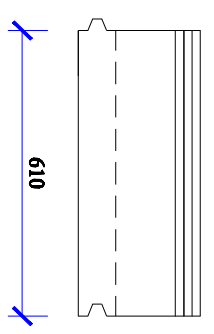
ROAD SECTION DETAIL
(Scale 1:25)



KERB AND CHANNEL
(Scale 1:25)



END ELEVATION



SIDE ELEVATION

INVERT BLOCK DRAIN TYPE 'A' ASSEMBLY DETAIL
(Scale 1:25)

APPROVED	NAME	DATE	SIGN
CHECKED ENGINEER I/C	D. MAMANI		
CHECKED HEAD	B. GATHO		
CHECKED DVAN			
CHECKED HSURVEYOR			
DRAWN	D. MAMANI	27/05/2008	Kahore
SURVEYED			
TRACED			

REF	REVISION	DATE	SIGN	CHECKED	DATE

CIVIL WORKS DETAILS SUBSTATION

SCALE: 1:100

